



# Appointment Confirmation

## PRIMARY APPLICANT DETAILS

Appointment(s) Made By:	SATISH KUMAR FNU
Number of Applicants:	2
Passport Number:	****7238 
Visa Class:	B1/B2
Visa Category:	Business/Tourism
Visa Priority:	English
DS-160 Confirmation Number:	AA00EPCA3J

## FAMILY/GROUP MEMBERS

Applicant Name:	SAROJ FNU
Passport Number:	****8509 
Visa Class:	B1/B2
Visa Category:	Business/Tourism
Visa Priority:	English
DS-160 Confirmation Number:	AA00EPCEKD

## CONSULAR APPOINTMENT DETAILS:

Number of Consular Appointments:

2

Consular Appointment Number:

1

Applicant Name:

SATISH KUMAR FNU

Embassy/Consulate/OFC:

NEW DELHI

Street Address:

U.S. Embassy Shantipath

Street Address Cont.:

Chanakya Puri

City, Postal Code:

Delhi, 110021

Consular Appointment Date: (MM/DD/YYYY)

6/5/2025 10:10:00 AM

Consular Appointment Number:

2

Applicant Name:

SAROJ FNU

Embassy/Consulate/OFC:

NEW DELHI

Street Address:

U.S. Embassy Shantipath

Street Address Cont.:

Chanakya Puri

City, Postal Code:

Delhi, 110021

Consular Appointment Date: (MM/DD/YYYY)

6/5/2025 10:10:00 AM

## DOCUMENT DELIVERY INFORMATION

Applicant Name:

SATISH KUMAR FNU

Document Delivery Type:

Premium Location

Location Name:

Chandigarh-(Premium Pickup location-Courier Fee Rs 1200/-)

**Address 1:**

Elante Offices, Entry from Gate No. 3, Unit no. B 208, 2nd Floor, B Block,

**Address 2:**

Plot no. 178- 178A, Industrial &amp; Business Park, Phase - I,

**City:**

Chandigarh

**Postal Code:**

160002

**Applicant Name:**

SAROJ FNU

**Document Delivery Type:**

Premium Location

**Location Name:**

Chandigarh-(Premium Pickup location-Courier Fee Rs 1200/-)

**Address 1:**

Elante Offices, Entry from Gate No. 3, Unit no. B 208, 2nd Floor, B Block,

**Address 2:**

Plot no. 178- 178A, Industrial &amp; Business Park, Phase - I,

**City:**

Chandigarh

**Postal Code:**

160002

## MRV FEE PAYMENTS

**Applicant Name:**

SATISH KUMAR FNU

**Receipt Number:**

INDK2Y7G7D9-1

**Amount:**

16095.00 (185.00 USD)

**Applicant Name:**

SAROJ FNU

**Receipt Number:**

INDK2Y7G7D9-2

**Amount:**

16095.00 (185.00 USD)

## BARCODES

**Applicant Name:****DS-160:****UID:**

SATISH KUMAR FNU



AA00EPCA3J




724868670

**Applicant Name:****DS-160:****UID:**

SAROJ FNU



AA00EPCEKD



702565994

# INSTRUCTIONS

## NEW DELHI

**You have scheduled a U.S. nonimmigrant visa appointment. Most applicants will have an appointment at the Visa Application Center (VAC) followed by an appointment at the Embassy or a Consulate. Please review the below information to ensure you are fully prepared for both appointments.**

### Getting to the Appointments

#### Who should come to the appointments?

Only visa applicants may attend the appointment. Applicants who are under age 14 or the age of 80 and over should not attend the appointment unless otherwise indicated. Other individuals without an appointment may not enter the building. Exceptions:

- Applicants under age 18 may be accompanied by a parent or guardian.
- Applicants with disabilities may be accompanied by a caretaker or helper.
- The default language for all interview appointments is English. If you do not speak English, you can request to change your interview language from English to another language when you arrive at the Embassy/Consulate; however, we cannot guarantee that translation services will be available for all languages. If you anticipate that the embassy/consulate does not support the language you speak, you may bring a translator. Embassy/Consulate staff will determine if the translator is allowed to attend the appointment with you when you arrive. Note that some visa classes may require English proficiency.

#### When should I arrive?

Arrive at your scheduled time, not before or after. You will not be permitted to enter the facility before the time listed on your appointment letter.

#### Where can I park?

The Embassy, Consulates and VACs do not offer vehicle parking.

#### What items can I bring?

Bring only the documents required for your interview. Mobile phones, large purses/bags, and other personal items are not permitted. We cannot store your belongings during your interview. A complete list of prohibited items can be found at <https://www.ustraveldocs.com/in/en/step-5>

### Your VAC and Embassy or Consulate Appointments

#### How can I change my appointment?

Visit <https://www.ustraveldocs.com/> to reschedule your appointment.

You are only permitted to reschedule your appointment once. **If you miss your appointment or need to reschedule a second time, you will need to repay your visa fee to book a new appointment.**

#### How can I change my online visa application?

Your online visa application (DS-160) must be complete and accurate. The DS-160 visa application is valid for one year from the date of form submission. If your DS-160 form is set to expire before your appointment day, you should complete a new DS-160 form and carry both the old and new DS-160 confirmation pages with you, on your appointment day. To make corrections to your DS-160 please visit <https://ceac.state.gov/genniv/> prior to attending your VAC appointment. Bring both the original and corrected DS-160 confirmation pages to the VAC on the day of your appointment. If you cannot bring both pages, you must cancel and schedule a new appointment using the corrected DS-160 application number at <https://ustraveldocs.com/in/en/general-information#faqs>, as well as pay a new fee.

### **What documents do I bring to my VAC appointment**

- DS-160 confirmation <https://ceac.state.gov/genniv/>
- Appointment confirmation letter .
- Photographs for any children under age 14. Photographs must comply with the criteria found at <https://travel.state.gov/content/travel/en/us-visas/visa-information-resources/photos.html> .
- Your Valid passport

### **What documents do I bring to my Embassy or Consulate appointment?**

- The required documentation listed for your visa class at <https://travel.state.gov/content/travel/en/us-visas/visa-information-resources/all-visa-categories.html> .
- DS-160 confirmation available at <https://ceac.state.gov/genniv/>.
- Appointment confirmation letter.
- Your Valid passport and most recently expired passport

### **Receiving your Visa**

#### **How will I collect my visa once it is issued?**

Your appointment letter lists your chosen pick-up location. If your application is approved, you will receive an SMS/email when your passport is ready. To collect your passport, you must bring an original and photocopy of government- issued photo ID. To change the pick-up location or authorize someone else to collect the passport, visit <https://ustraveldocs.com/in/en/collection-locations>

#### **Note**

You may drop off/pick up your document at a VAC location for free. Using a document drop-off/pick-up location incurs a fee of Rs 1200 per individual. Please note that passports not collected within 14 working days from 5 Visa Application Centres or 6 document drop off/pick-up locations or within 7 working days from 22 Blue Dart locations will be RETURNED to the respective U.S. Embassy/Consulate.

#### **Contact Us**

Answers to other frequently asked questions can be found at <https://ustraveldocs.com/in/en/general-information#faqs>

Also reference our embassy and consulate-specific Visa Navigator tools at <https://in.usembassy.gov/visas/>.

To reach a customer service representative, please email [support-india@usvisascheduling.com](mailto:support-india@usvisascheduling.com) or call +91 20-69020000. From the United States, please call +1 332 220 1866. There is no public information window at the Visa Application Center or Embassy/Consulate.

---

**[Return to top](#)**